

TOYOTA LAND CRUISER PRADO

5 YEARS
WARRANTY
or 150,000kms



A Timeless Champion

Toyota's Land Cruiser began with the TOYOTA JEEP BJ SERIES in 1951 and by 2019, the global total sales volume reached 10 million units.

In 2021 we celebrated the 70th anniversary of the Land Cruiser series.



The Land Cruiser is a vehicle built for every road and to suit every person's life. These vehicles are built to carry anything you need to any part of the world no matter how remote or how tough the roads.

This high level of reliability is the reason why this model has been part of so many families and businesses and will continue to be part of our lives for years to come.

Timeless Design

The Land Cruiser Prado draws cues from generations past - the modern lifestyle all-rounder engineered with you in mind. There's a professional yet approachable nature in the design language of the Land Cruiser Prado, highlighted by its undeniably capable stance coupled with impeccable practicality. Flared, trapezoidal fenders have been carefully designed to withstand and expel mud more effectively and the body side steps make ingress and egress much easier.



Bold

Strength is revealed in the classic yet modernised design with a stepped beltline that rises to the rear of the cabin.



Functional Intelligence

Smart lighting comes in the form of Triple Bulb / Tri-LED headlight units. Each of these separate high beam and low-beam lamps with Automatic High Beam and Auto-levelling available as well as the single bar Daytime Running Lights.

Future-proof

Considered placement of the grille, fenders and bumper elements makes long-term ownership and part replacement less cumbersome and more affordable.

GRADING

The full line-up consists of four grades of vehicle specification:

TX All-Rounder
TX-L All-Rounder High
WX Adventure
WX+ Adventure Plus





Engaging Comfort

Precision for Purpose

Throughout the cabin, the use of high-quality materials within the switchgear, mode selector, transmission, rotary dials and multi-zone climate control vents is testament to the precision of design in every detail.

The Right Mix

Using a multi-mix of materials for the cabin interface and inlay panels, the Land Cruiser Prado is built to last. Thicker and more materials are placed across widely-used panels and surfaces such as the door handles and arm rests. Vehicle infotainment and driver information displays come courtesy of either a 7-inch, 8-inch or 12.3-inch TFT Liquid Crystal screens. These combine with additional switches, buttons and dials to complement the user experience and ensure long-term usability.

More Space

7-seat configuration for all models means more passengers yet, the ability to fully retract seats in either row also makes for more options for cargo and luggage. Cargo space extends from a generous 130-litres (with all 7-seats in place) to a cavernous 1 063-litres (with all rear seats folded down).





Cooler
Keep your drinks refreshingly cold while you are on the go. The large cooler box can hold up to four 500ml plastic bottles, ensuring you and your passengers stay hydrated during all of your journeys.



Control at your Fingertips
The main infotainment LCD display incorporates all vehicle, comfort, and entertainment functions, including the adoption of wireless Apple CarPlay and Android Auto. With up to six USB ports and wireless Qi charging available, this is complemented by a multi-function steering wheel that allows for control of voice recognition, audio, and telephony.

Seating

Lightweight, comfortable seating contoured for support on long drives is easy to clean and maintain. Available in new synthetic leather material or in new eco-friendly SUMITEX, a worlds first PET material that uses 33% PET yarn in its production. The seating is also finished with contoured piping, with ventilation, and heating. Also available in leather and synthetic (ECO leather).



LEGENDARY STRENGTH & RELIABILITY

FOR OVER 70-YEARS

Beginnings



1951 BJ SERIES



1955 20 SERIES



1960 40 SERIES



1985 70 SERIES WAGON



1990 70 SERIES PRADO

Light Duty



1996 99 SERIES PRADO



2002 120 SERIES PRADO



2009 150 SERIES WAGON



2024 LC PRADO

Heavy Duty



2007 70 SERIES



2014 70 SERIES

Station Wagon



1967 70 SERIES



1980 60 SERIES



1989 80 SERIES

Station Wagon



1998 100 SERIES



2007 200 SERIES



2021 300 SERIES

Powered to Go Further




The Land Cruiser Prado is driven to perform, whether in the daily flow of the urban jungle or in the most extreme conditions where no roads exist. Reliability remains a key trait of the matched powertrains, now with even more efficiency and versatility. Built upon the new GA-F platform, it provides excellent ride, handling, and comfort on all terrains. It is the most capable Land Cruiser Prado yet.



Each of these engines are engineered to deliver durable performance in all conditions. New ECU and software functionality have been incorporated to communicate with the added security, safety and adaptive driving benefits. Suitable for towing, harsh terrain, stop-go traffic and comfortable cruising, the Land Cruiser Prado's drivetrains retain the maturity that is expected, with new levels of intelligence.

DERIVATIVE	2.8L Diesel	2.4L Turbo Petrol	2.7L Petrol
Engine code	1GD-FTV	T24A-FTS	2TR-FE
Transmission	8-speed Automatic (8 A/T)	8-speed Automatic (8 A/T)	6-speed Automatic (6 A/T)
Fuel type	Diesel	Petrol	Petrol
Fuel tank capacity (L)	110	110	110
Number of cylinders	4 inline	4 inline	4 inline
Displacement (cc)	2755	2393	2694
Maximum power output (kW/hp @ rpm)	150/204 @ 3000-3400	199/271@6000	122/166@5200
Maximum torque (Nm @ rpm)	500 @ 1600-2800	430 @ 1700-3600	246@3900
Emissions standard	EURO 0	EURO 4	EURO 4

*engine and transmission availability depends on local market. Please contact your official local Toyota distributor.



Go Anywhere Capability

A new double-wishbone front suspension has been adopted on the new Land Cruiser Prado to enhance road-holding and off-road performance.



Stabiliser Disconnect Mechanism (SDM)

The suspension has been developed with a new feature - the Stabiliser Disconnect Mechanism (SDM). This is a new anti-roll bar system with the ability to manually disconnect the stabiliser bar depending on the driving conditions. At the push of a button just below the gear selector, the anti-roll bar stabiliser can be locked (for more stable on-road comfort) or unlocked (when increased wheel articulation is required on rougher terrain.)

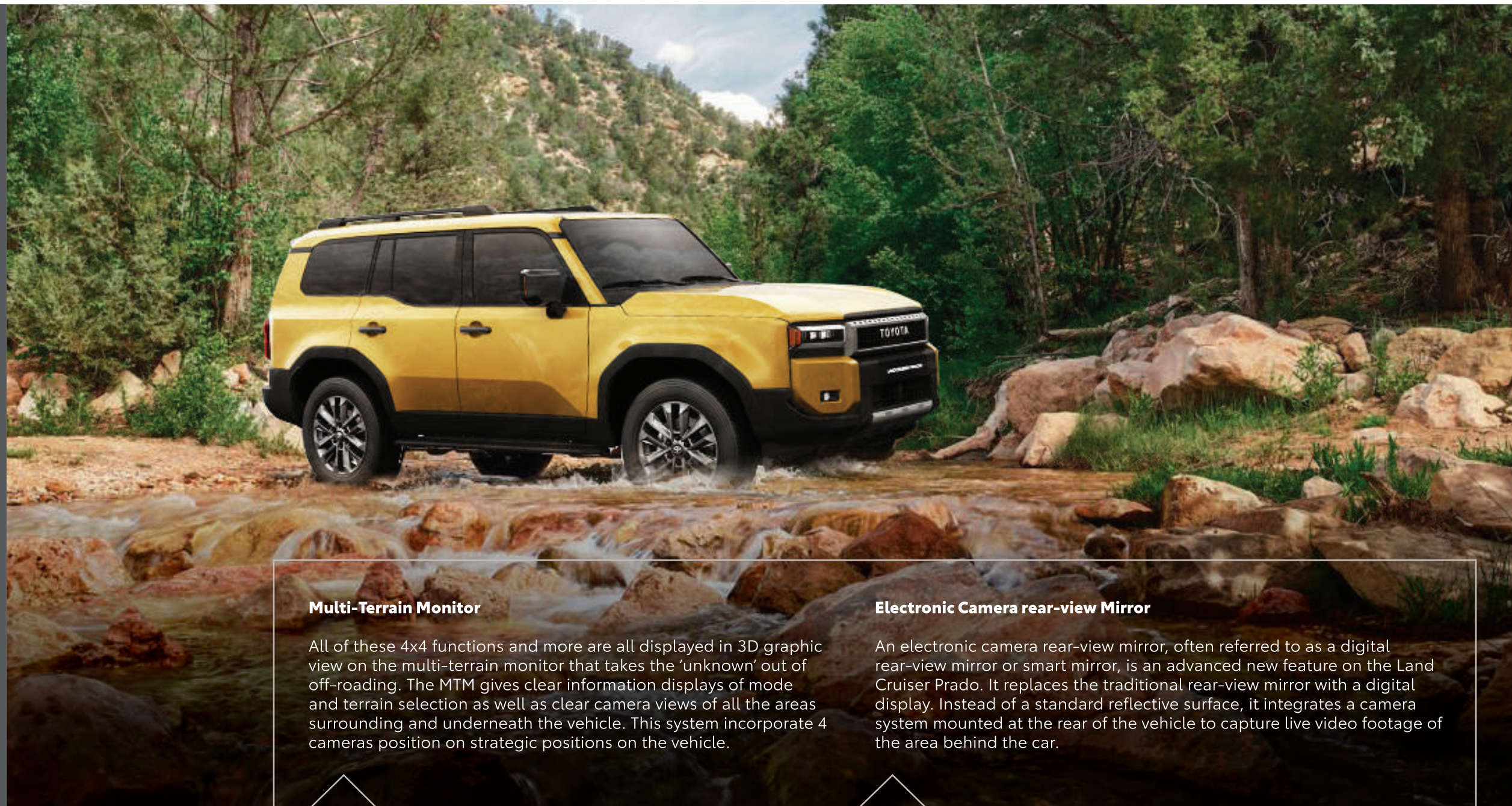
Drive Mode Selector | Multi-terrain Selector (MTS)

Adding to the Land Cruiser Prado's mountain-conquering prowess, the driver is able to select from up to eight drive modes.

MTS further allows for up to six terrain settings, each of which, revises the powertrain, braking, steering, stability control and all-wheel drive systems to increase the vehicle's desired ability. Traction and performance is maximised in these situations.

Electric Power Steering (EPS)

For the first time in its history, the new Land Cruiser Prado is equipped with Electric Power Steering (EPS) system. The new EPS enhances driver control and refinement. The system measures driver's steering force and adds suitable assistance torque to reduce driver's steering effort. The new system provides electric power only when needed, reducing power consumption when steering wheel operations are least required such as when idling or driving in a straight line.



Multi-Terrain Monitor

All of these 4x4 functions and more are all displayed in 3D graphic view on the multi-terrain monitor that takes the 'unknown' out of off-roading. The MTM gives clear information displays of mode and terrain selection as well as clear camera views of all the areas surrounding and underneath the vehicle. This system incorporate 4 cameras position on strategic positions on the vehicle.

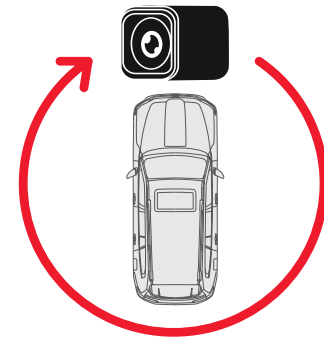
Electronic Camera rear-view Mirror

An electronic camera rear-view mirror, often referred to as a digital rear-view mirror or smart mirror, is an advanced new feature on the Land Cruiser Prado. It replaces the traditional rear-view mirror with a digital display. Instead of a standard reflective surface, it integrates a camera system mounted at the rear of the vehicle to capture live video footage of the area behind the car.

Uncompromising Safety

Panoramic View Monitor 360°

The Panoramic View Monitor on the Land Cruiser Prado provides drivers with a comprehensive and seamless view of their vehicle's surroundings using multiple cameras strategically placed around the vehicle to create a composite, bird's-eye view / panoramic image, typically displayed on the central screen.



The Panoramic View Monitor eliminates blind spots and provides the driver with a vivid bird's eye view perspective of the car and its surroundings. This helps drivers avoid obstacles, navigate through tight spaces, and park with greater precision.

Downhill Assist Control (DAC)

DAC (Downhill Assist Control) is an off-road adaptive speed control for steep gradients. It makes easy work of tricky, loose-surface descents. Whether you're traveling forwards or backwards, Downhill Assist Control maintains speed and control.

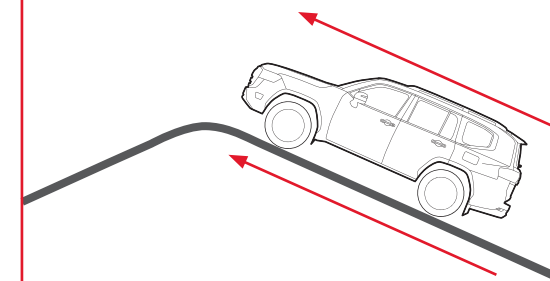
Crawl Control

Crawl Control is designed for driving on difficult terrain at low speeds. It assists the driver by controlling acceleration and braking, allowing the driver to focus on steering.



Hill Assist Control (HAC)

Prevents the vehicle from rolling back by applying the brakes automatically for approximately 2 sec.



Up to 8 Airbags

The new Land Cruiser Prado is available with up to 8 SRS Airbags to help reduce the impact / harm to occupants in the case of a serious collision. These include:

- Driver and Passenger (FR)
- Driver and Passenger knee (FR)
- Side Airbags for Driver and Passenger (FR)
- Curtain shield airbags (ALL)

*Dependent on grade.

ALL ROUNDER

Interior

Automatic 2-zone Air Conditioner (A/C)
Rear automatic Air Conditioner (A/C)
Fabric seats
All auto electric windows with jam protection
Wireless central and power door lock/unlock
Steering wheel controls (Radio, Board Computer)
Driver seat height adjustment
All seats USB charging sockets, 6 total
12V accessories socket, 2 total
Spare tire (rear under)

Exterior

Alloy wheels 18" (tire 265/65 R18)
LED Bi-tone headlamps, auto leveling
LED front fog lamps
LED daytime running lamps
LED rear combination lamps
LED High mount stopping lamp
Exterior
Smart entry system (keyless entry)
Push start/stop system
Outside mirrors electric foldable, adjustable, heated
Silver front grill
Side steps
Mud guards

Safety

ABS - Anti-lock Braking System
VSC - Vehicle Stability Control
EBD - Electronic Brakeforce Distribution
HAC - Hill-start Assist Control, automatic
DAC - Downhill Assist Control
Crawl Control - off-road assistance system
Driver and Passenger Airbags (front)
Driver and passenger knee airbags
Side airbags for driver and passengers
Curtain shield airbags for all passengers

Technical

8" multimedia touch screen (Infotainment)
Android Auto and Apple CarPlay compatibility
Reversing camera with washer
6 speakers
EPS - Electronic Power Steering
EPB - Electronic Parking Break
ECO driving indicator bar
Multi-information 7" driver color TFT display
Dual fuel tanks - 110L total capacity
Stabilizer front and rear
Light Control System

ALL ROUNDER PLUS on top of ALL ROUNDER

Interior

Driver and passenger air conditioned seats
Driver and passenger seat heating, front
Power adjustments for driver and passenger seats
Steering wheel covered in leather
Roof Rail (Bridge Type)
Shift knob with leather details
Leather seats (synthetic)

Exterior

Rear door with power operation
Roof rails
Windows side and rear molding in glossy black

Technical

Electrochromic interior rear view mirror
Cruise Control

ADVENTURE on top of ALL ROUNDER PLUS

Interior

Leather seats (authentic leather)
Driver seat lumbar support
Qi wireless charged for compatible mobile phones
Interior footwell lightning
Electric steering wheel with tilt & telescopic adjustments
Dark tinted rear side and back glass
Back luggage space guard cover/guard
LED back door lamps
Electric rear view mirror

Exterior

Alloy wheels 18" (tire 265/70 R18)
Adventure style alloys
Gray front grill (Adventure style)
Electric retractable, heated, memory, lamp and camera side mirror

Technical

SDM - Stabilizer Disconnect Mechanism
Rear differential lock, electrical
Center differential lock with Limited Slip (LSD)
12,3" multimedia touch screen (Infotainment)
10 speakers
Multi-information 12,3" driver color TFT display
MTS - Multi Terrain Select, 4 cameras
Panoramic View Monitor, 360
Front and rear parking sensors
Electronic camera rear view mirror
HUD - Heads Up Display (projection on windshield)
HDMI input
Illuminated entry system

ADVENTURE PLUS on top of ADVENTURE

Interior

Rear refrigerator
Rear seats (2nd row) air conditioner
Rear seats (2nd row) seat heaters
Rear seats (3rd row) electric folding
Power and memory front driver seat

Exterior

Alloy wheels 20" (tire 265/60 R20)
Rear door with power operation and kick sensor
No towing hitch
Rear bumper step guard / protection
Back Door with Kick Sensor
Headlamp cleaner (sync to window wipers)

Technical

Alarm system (anti-theft)
Memory package (seats, steering wheel, outside mirrors)
Headlamp cleaners
14 speakers
No SDM - Stabilizer Disconnect Mechanism
Stabilizer front (arm) and rear



1984 mm



1940 mm

4920 mm

ENGINE	2.8L Diesel	2.4L Turbo Petrol	2.7L Petrol
DIMENSIONS & WEIGHTS			
Body type	Large SUV	Large SUV	Large SUV
Drive train	All Wheel Drive (4WD)	All Wheel Drive (4WD)	All Wheel Drive (4WD)
Seating capacity	7	7	7
Luggage capacity (L) (all seats folded down)	1053	1053	1053
Kerb weight (kg) min-max	2490		2320
Overall length (mm)	4920		
Overall width (mm)	1940		
Overall height (mm)	1984	1935	1935
Wheelbase (mm)	2850	2850	2850
Tread (mm) Front	1664	1664	1644
Rear	1668	1668	1648
Overhang (mm) Front	935-950	935-950	935-950
Rear	1140-1145	1140-1205	1140-1145
Min. turning radius (m) - Tire	6	6	6
Min. ground clearance (mm)	215.30	215.30	205.30



Specifications

Colours



1L7 - Dark Gray



4V8 – Avant-Garde Bronze



8X0 – Smoky Blue



5C8 - Sand



040 – Super White or 089 – Platinum Pearl White



202 – Black 218 – Attitude Black



2ZC - Sand body with Light Gray Roof.



2ZD - Smoky Blue (8X0) with Light Gray Roof

OWNING YOUR NEW LAND CRUISER PRADO



Toyota Comprehensive Warranty

This new Toyota model comes with the standard 3 years or 100,000 km manufacturer's warranty, plus an extra 2 years and 50,000 km giving you a **total of 5 years or 150,000 km** of extended warranty coverage, which covers any defect caused by a manufacturing fault.

In addition, a 3 year or 100,000 km paint warranty protects against defects and surface rust caused by a manufacturing fault (except load bin's which are covered for 1 year).

Every Toyota commercial vehicle is covered by a 3 year - unlimited mileage corrosion-perforation warranty, covering corrosion of body panels caused by a manufacturing fault in materials or workmanship.



Toyota Genuine Parts

Providing the reassurance of Toyota quality, only Genuine and approved components are used on your vehicle. Utilization of Genuine Parts helps you in maximising the life and resell value of your vehicle. Also, all Toyota Genuine Parts sold over the counter are covered by Parts warranty.*

*coverage policy (time or distance) country/ product dependent



Counterfeit Parts

Toyota **strongly discourage** the purchase and use of counterfeit products: Counterfeit parts are not made from the same high-quality materials or subject to the same strict quality controls as Toyota genuine products, leading to **serious risks** for the driver and passengers, as these parts may wear down faster causing car **breakdowns** or **accidents**. Also, use of counterfeit parts will result in **loss of cover** from the manufacturer warranty.



Toyota Affordable Maintenance

All Toyota vehicles are designed and engineered to minimise maintenance costs. This means fewer parts that require servicing and, equally important, is that Toyota vehicle technology is made easily accessible allowing for quicker service times and competitive prices.



Toyota Service Plan

Your dealer offers a range of service plans which can be adapted to your needs. Generally, the service plan covers periodic maintenance operations recommended by the manufacturer, helping you preserve the life and value of your vehicle. The service plan can be extended once the term of the contract expires (time or mileage).



Toyota Quality Service

Your Toyota dealership will advise you on your vehicle's service requirements and locations of Authorised Toyota Service Centres. Your vehicle will need a health and safety check at least once a year. While an **intermediate check is necessary every year or 10,000 km** under normal usage conditions (5,000 km in case of severe usage conditions).



Toyota Certified Technicians

Expertly trained technicians using only Genuine Toyota parts will perform your service at the Authorised Toyota service centre nearest you. After a full vehicle inspection the service advisor will advise you on the correct service for your vehicle based on its mileage, age and service history.



Accessories

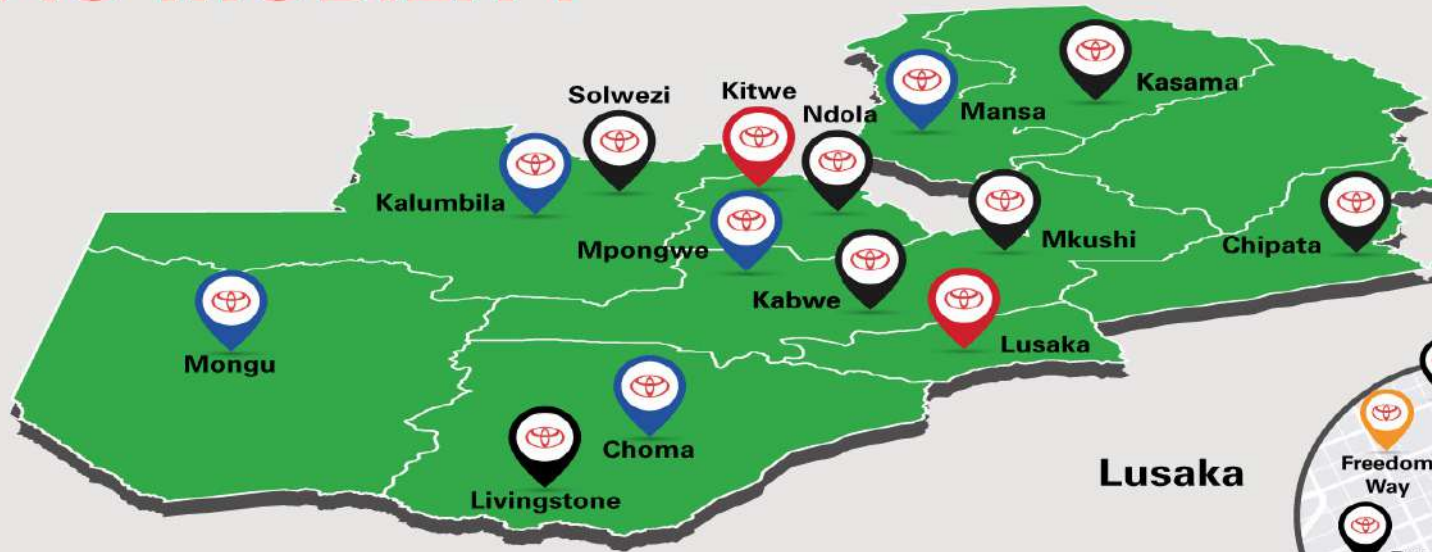
Our accessories are designed and manufactured with the same care, quality and attention to detail as Toyota vehicles. Tailor made for your Toyota they add a touch of style, luxury and practicality, they are tested for exceptional durability to enhance the enjoyment of your new vehicle. All accessories are covered by a 1-year warranty.



Find your nearest Toyota dealership on www.toyota-africa.com/countries

Disclaimer: to the best of our knowledge, all information in this brochure is correct at time of going to print. Details of specifications and equipment provided in this brochure are subject to local conditions and requirements and may, therefore, vary from models available in your area. Please inquire with your local dealership for details on your local specifications and equipment. • Vehicle body colors may differ slightly from the printed photographs in this brochure. • The readability of QR Codes® present in this brochure may differ according to the scanner used if there are any. Toyota cannot be held responsible should your device not be able to read any QR Codes® or interactive content markers. CFAO Automotive reserves the right to alter any details of specifications and equipment without prior notice. • © 2022 CFAO group. • No part of this publication may in any way be reproduced without the prior written approval of CFAO Automotive. Urban Cruiser / CFAO group / DEC 2022

MEET THE TOYOTA NETWORK BY CFAO MOBILITY



	Vehicle Showroom, Service and Spare Parts Branch		Service and Spare Parts Centre
	Spare Parts shop		Under development

TTG - Team Toyota Garage



To the best of our knowledge, all information in this brochure is correct at time of going to print. Details of specifications and equipment provided in this brochure are subject to local conditions and requirements and may, therefore, vary from models available in your area. Please inquire with your local dealership for details on your local specifications and equipment. • Vehicle body colors may differ slightly from the printed photographs in this brochure. • The readability of QR Codes® present in this brochure may differ according to the scanner used. Toyota cannot be held responsible should your device not be able to read any QR Codes® or interactive content markers. • CFAO group reserves the right to alter any details of specifications and equipment without prior notice. • No part of this publication may in any way be reproduced without the prior written approval of CFAO group.

