
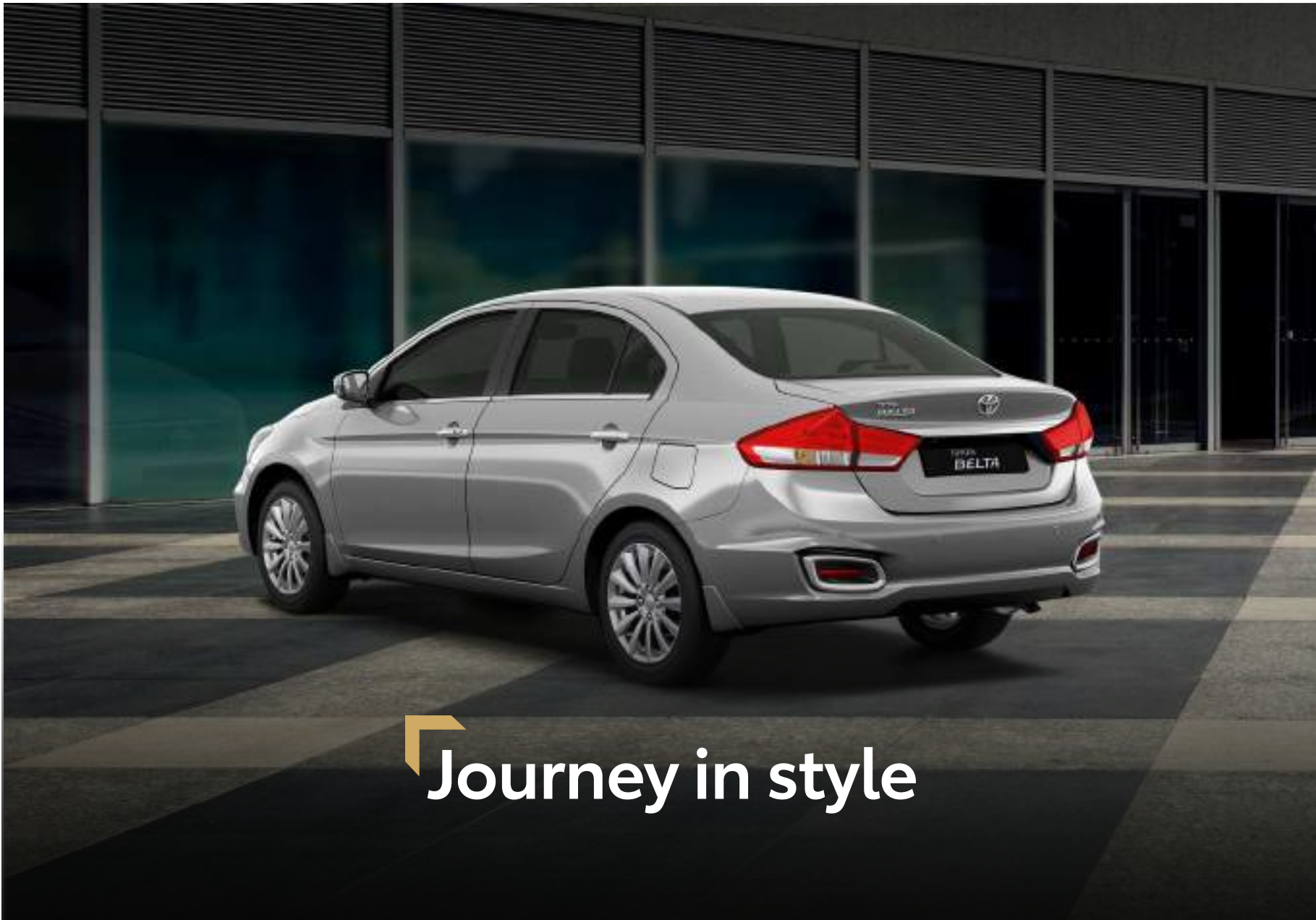


The **All New**
TOYOTA
BELTA





Journey in style



Experience new feelings

Conquer the city with the all new Toyota Belta.
All the angles of this sedan have been shaped to create
a bold and solid design. Boost your style and confidence.



Full LED headlamps.



Turning radius.



Chromed front grille.



16" alloy wheels.





Generously comfortable

The Toyota Belta is generous. Even when travelling with 5, everyone feels the supreme comfort thanks to a spacious cabin and storage. It makes the all new Belta the perfect city or weekend car for travelling with lots of luggage for all your needs to have a good time.



Generous luggage space with 478L capacity.



Rear AC vents and 12V accessory socket.



Rear foldable armrest with cup holders.





Luxury within reach



Multi-information colour screen

Presents useful information such as average fuel economy, outside temperature and more.



Luxurious leather seats

Ultimate luxury with leather upholstery available on top grade.



Automatic Air conditioner

System automatically adjusts optimum temperature to maximize comfort.



Front armrest with storage

Store small items as well as rest your arm while driving.





Works with
Apple CarPlay

androidauto

Stay connected

Advanced multimedia infotainment system with 7" touch screen controls, Android Auto, Apple CarPlay, MP3, radio and much more. With your mobile phone connected via Bluetooth (or cable) you can access your music or effortlessly make calls.



Keyless PUSH Start and Entry

A premium feature for (un)locking and starting your Belta.



Center lower storage with lid and light

Connect and charge your devices on the go with 12V socket, USB and AUX-input.



Steering wheel controls

Control your music, cruise control and telephone, more comfort, more safety.





Dynamic performance

Designed to offer good power and excellent fuel efficiency under all conditions, the 1.5L engine leads the sedan class with powerful and efficient petrol engine.



5-speed manual transmission

Gives you full control for a sportier fun-to-drive experience.



4-speed manual transmission

Enhances driving pleasure with clutchless drive, especially for driving in city traffic.



1.5-Litre Petrol Engine

Torque	138 rpm Nm @ 4,000
Power	77kW 105 hp
Displacement	1,462 cc



Safety first

Safety never takes a backseat with active and passive safety features. Find advanced safety features that provide peace of mind for short and long rides. Stay safe in style with the Toyota Belta.



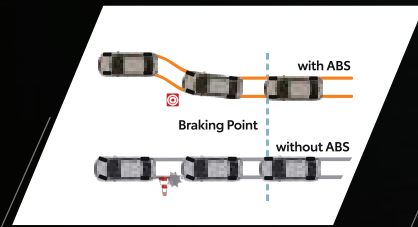
Automatic electrochromic rear view mirror.



Electric side mirrors with turn signal lamps for added safety.



Rear combination lamps with high mounted stop lamp.



ABS with EBD

ABS with EBD (standard) maximizes braking efficiency and prevents wheels from locking.



Rear parking sensors

For safer and a more comfortable parking.



Rear view camera

For safer reversing.



Rear LED fog lamps

For more visibility on those gloomy foggy days.



Grades

Life - Standard Equipment

Exterior

Steel wheels with 285/65 R15 tires
 Electric colored outside mirrors with turn signals
 Outside door handles in body color
 Halogen projector front headlamps
 Rear combination lamp (bulbs)
 Front and rear mudguards

Interior

Manual air conditioner
 Rear air conditioner vents
 Pollen filter
 Radio CD MP3 with Bluetooth
 6 Speakers
 All electric windows (driver with auto up/down)
 Steering wheel controls (audio, Bluetooth)
 Front and rear 12V sockets
 Front and rear armrest with cup holders
 Front USB and AUX
 Fabric seats
 Seat back pocket (driver & passenger)

Safety

ABS with EBD
 Driver and passenger airbags
 Seatbelt with pretension, force limit
 Childproof rear door locks
 Immobilizer with alarm
 High mounted stop lamp

Technical

Power steering
 Power door locks with keyless entry system
 Adjustable steering column tilt
 Spare tire (normal size / steel)

Deluxe - Additional to Life grade

Exterior

Alloy wheels with 195/55 R16 tires
 LED projector headlamps (high/low)
 Headlamps with automatic levelling
 Daytime running lamps
 Outside mirrors electrically foldable
 Door belt-line ornament
 Chromed outside door handles
 Trunk ornament (rear license garnish)
 Front fog bezel decoration in chrome
 Rear bezel decoration in chrome
 LED front fog lamps
 Rear sunshade

Exterior

Rear view reversing camera
 Cruise control with steering wheel control
 Keyless entry and START system
 Parking sensors (rear)
 Automatic headlights operation

Safety

Leather seats
 Leather steering wheel
 Automatic air conditioner
 7" multimedia touch screen
 Apple CarPlay and Android Auto
 Smartphone Linkage Display Audio
 Driver seat height adjust
 Driver color information display
 Automatic electro-chromatic rear view mirror
 Front foot-well light



Colour your life



Magma Grey
Z7Q

Midnight Black Metallic
ZAM




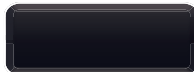
Dignity Brown
ZQK

Arctic White
ZHJ

Sangria Red
ZQL

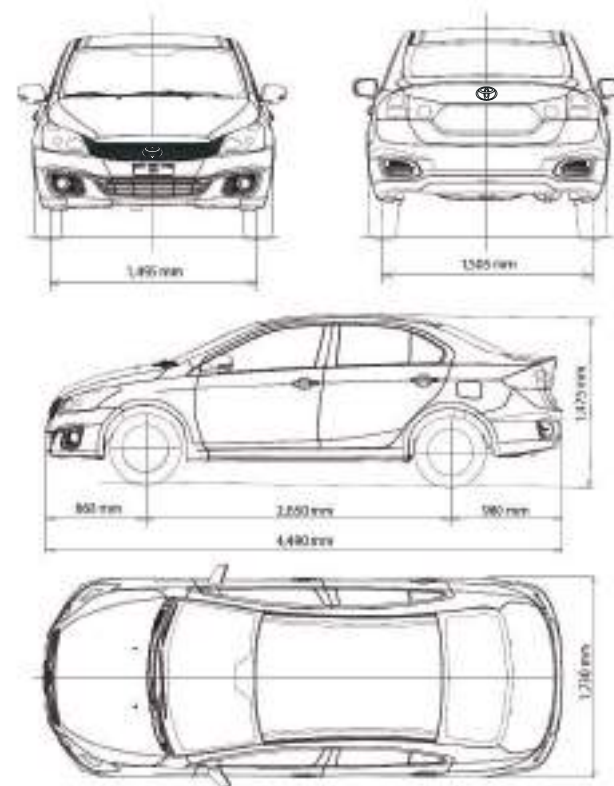
Premium Silver
ZZP

Stargaze Blue
ZYR



SPECIFICATIONS




ENGINE		1.5L Petrol VVT	
Transmission		5 M/T	4 A/T
Number of doors		4-door	
DIMENSIONS			
Overall length	mm	4,490	
Overall width	mm	1,730	
Overall height	mm	1,475	
Wheelbase	mm	2,650	
Tread	Front	1,495	
	Rear	1,505	
Minimum turning radius	m	5.4	
CAPACITIES			
Seating capacity	persons	5	
Luggage capacity	litres	478	
Fuel tank capacity	litres	43	
ENGINE			
Code		K15B	
Number of cylinders		4	
Number of valves		4	
Piston displacement	cm	1,462	
Bore x stroke	mm	74 x 85	
Compression ratio		10.5	
Maximum output	kw/rpm	77/6000	
Maximum output	hp/rpm	105/6000	
Maximum torque	N.m/rpm	138/4400	
TRANSMISSION		5 M/T	4 A/T
Gear ratio	1st	3.545	2.875
	2nd	2.043	1.568
	3rd	1.310	1.000
	4th	0.970	0.697
	5th	0.725	-
	Reverse	3.250	2.300
Final gear ratio		54.412	4.145
CHASSIS			
Steering		Rack and pinion	
Brakes	Front	Ventilated disc	
	Rear	Drum, leading and trailing	
Suspension	Front	MacPherson strut with coil spring	
	Rear	Torsion beam with coil spring	
Tyres		185/65 R15 or 195/55 R16	
WEIGHTS			
Kerb weight (min./with full option)	kg	1,020 / 1,040	1,030 / 1,050
Gross vehicle weight	kg	1,480	1,490



TOYOTA
BELTA



COMPLETE PEACE OF MIND WITH TOYOTA



Toyota Quality Service

Your Toyota dealership will advise you on your vehicle's service requirements. It will need a health and safety check at least once a year. An intermediate check is necessary every year or 5,000 km.

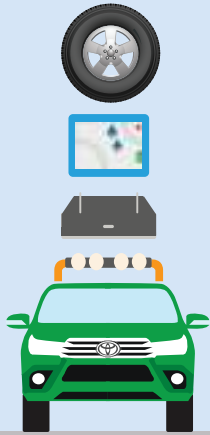
Toyota Low Maintenance Costs

All Toyota vehicles are designed and engineered to minimize your maintenance costs. This includes fewer parts that require servicing and, equally important, is that Toyota vehicle technology is made easily accessible so that maintenance labor time is less and pricing is competitive.

Toyota Genuine Parts


Providing the reassurance of Toyota quality, only genuine and approved components are used on your vehicle. If the vehicle is damaged, its design helps minimize the cost of repair because the most expensive to replace parts are deliberately located away from common damage zones. The result is ultimately less expensive for parts and labor.





Toyota Accessories

Toyota genuine accessories are designed and manufactured with the same care, quality and attention to detail as Toyota Vehicles. Adding a touch of style, comfort, convenience and practicality, they are tested for exceptional durability to enhance the enjoyment of your new vehicle. All accessories are covered by a 1-year warranty.



Toyota Comprehensive Warranty

Every new Toyota comes with a 5 years or 150,000 km vehicle warranty, which covers any defect caused by a manufacturing fault. Transport to the nearest authorized Toyota repairer will also be covered.* In addition, paint warranty protects against defects and surface rust caused by a manufacturing fault except load bin's which are covered by a 5 year with unlimited mileage corrosion - perforation warranty* against corrosion of body panels caused by a manufacturing fault in materials or workmanship.



Toyota Added Security

Toyota's comprehensive security system withstands the insurance industry's rigorous five-minute attack test. The alarm system and engine immobilizer are approved by major insurance companies.

*Check with your dealership for specific warranty details.



FOR MORE INFORMATION ABOUT THE TOYOTA BELTA
TEST DRIVES AND QUOTATIONS,
PLEASE CONTACT YOUR NEAREST TOYOTA DEALERSHIP.



To the best of our knowledge, all information in this brochure is correct at time of going to print. Details of specifications and equipment provided in this brochure are subject to local conditions and requirements and may, therefore, vary from models available in your area. Please inquire with your local dealership for details on your local specifications and equipment. • Vehicle body colors may differ slightly from the printed photographs in this brochure. • The readability of QR Codes® present in this brochure may differ according to the scanner used. Toyota cannot be held responsible should your device not be able to read any QR Codes® or interactive content markers. • CFAO group reserves the right to alter any details of specifications and equipment without prior notice. • No part of this publication may in any way be reproduced without the prior written approval of CFAO group.

09/2021/BELTA/CFAO

